

The Atlas Copco logo is positioned in the top right corner of the page. It consists of the brand name "Atlas Copco" in a blue, serif font, centered between two horizontal blue bars.The main image shows a yellow Atlas Copco XAVS 378 concrete pump truck at a construction site. The truck is parked on a dirt surface next to a large, rusty metal structure, likely a part of a bridge or a large industrial machine. A long, flexible concrete pump hose is attached to the truck and extends across the frame. The truck has the Atlas Copco logo and the model number "XAVS 378" on its side. The background shows a clear blue sky and some trees.

Atlas Copco

XAVS 378

A technical drawing overlay is located in the bottom left corner of the page. It features a circular diagram with various lines and dimensions, overlaid on a larger, more complex technical drawing of a mechanical part. The drawing is in a light blue color and is partially obscured by the text.

Boost utilization with the versatility range

XAVS 378 - XAHS 408 (19-24 m³/min)

Standard features

Boosting your performance and lower your cost of ownership

The XAHS 408 and XAVS 378 will boost your productivity in applications like marble quarry drilling, sandblasting, blast hole drilling, ground engineering drilling and many more. With up to 24 m³/min free air delivery at 8.6 bar, this compact compressor (full option still under 3500 kg) is your perfect partner.

Performance boost

The Atlas Copco screw element increases the free air delivery; making these compressors up to 6% more efficient with regards to comparable models.

Easy to service

From changing the oil separator element in under an hour (thanks to our vessel design) to exchanging the click-fit oil filter with your bare hands, downtime is minimized. In addition, the large gull-wing door design provide easy access to all service points.

Protecting your investment

The XC2003 controller and PACE technology allows to set the pressure with increments of 0.1 bar between 5 and 14 bar. This means your compressor can handle a variety of applications, increasing the utilisation rate significantly.

Next, Atlas Copco takes great care of reliability. All components are tested for the most stringent circumstances. The controller is IP65 rated to protect from dust and water and the C3 canopy with three layer paintings is corrosion proof.

All these features increase the resale value of your equipment; completing the circle of your investment.


**UP TO 6%
MORE EFFICIENT
COMPARED TO CONVENTIONAL
COMPRESSOR**



**EASY
SERVICE** 

OIL SERVICE INTERVAL
EXTENDED TO 1000 HOURS
(OR EVERY 2 YEARS)


**C3 CERTIFIED
CANOPY**
WITH THREE LAYER COATINGS





UP TO 24m³/MIN FAD
UNDER 3500 kg

**HIGH
UTILIZATION
AND PRODUCTIVITY**

Low fuel consumption

The Atlas Copco screw element improves efficiency with 6% compared to conventional compressors.



Easy access for service

Easy access to all consumables is paramount when service is required. The large gull-wing doors will drastically decrease your service time.

Robust design

This compressor range was tested both in lab and field conditions to ensure optimal performance. It's designed to withstand the toughest working conditions. A three layer protection coating of all bodywork under corrosive category C3 prevents corrosion and improves life time.

Easy to manoeuvre

The adjustable towbar with gas spring assistance can easily be operated by one person. In addition, there is no need for ABS as the compressors all weigh below 3500 KG.

Reduce downtime

Compressor-oil service interval is extended up to 1000 hours or once every two years. Reduced service intervention and longer life of consumables reduces total cost of operation and increases availability. Simple vessel cover for changing the oil separate oil element within one hour.

Take care of your environment

Our compressors are standard equipped with 110% containment spillage free frames, avoiding any contamination of the environment, no matter the circumstances. The drain plugs are centralised for ease of use.



XC2003 controller

The intuitive XC2003 controller's LCD screen eases operation, while keeping track of your compressor's utilization and prompting for planned service interventions. At the same time the controller is IP65 protected for dust and water so these compressors fit to handle the most demanding applications. It only take one minute to set the working pressure via this controller.





Boost utilization with the XC2003 controller and PACE technology

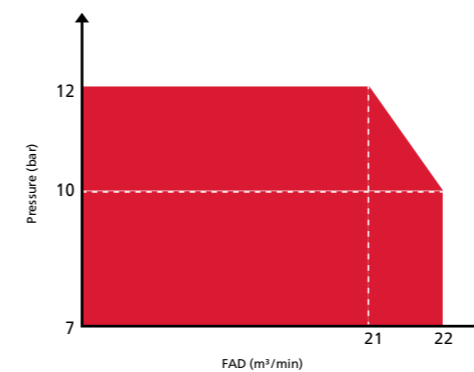
Change pressure with increments of 0.1 bar

You need PACE... to win the race!

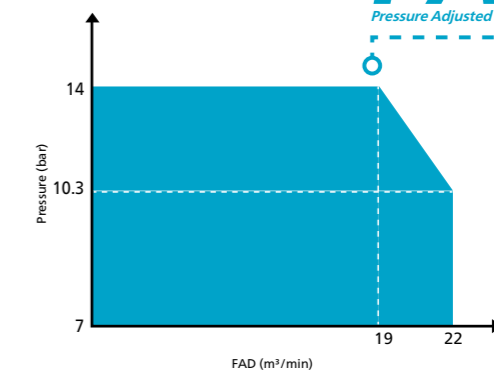
PACE technology redefines the relationship between pressure and flow. A compressor with PACE technology can cover the application needs of, on average three fixed pressure compressors.



Performance chart: XAHS 408



Performance chart: XAVS 378



Applications include:



8.6 to 10 bar:
Abrasive blasting



7 to 12 bar:
Shotcrete applications



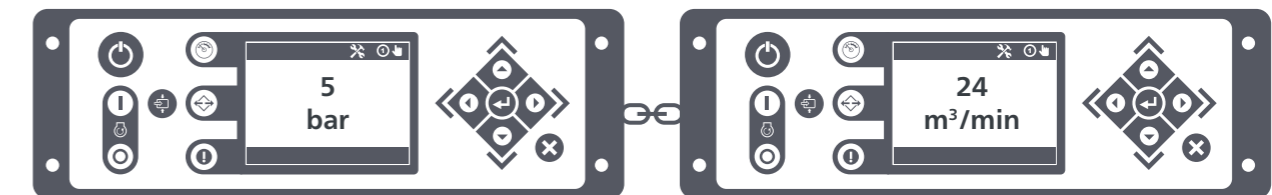
12 bar:
Cable blowing and drilling



14 bar:
blast hole drilling or ground engineering drilling

You pick the pressure...

Your application's needs dictate the flow...



The PACE controller locks in, and regulates, the perfect combination!

Intuitive user operation:

- Toggle between the presets in a simple click.
- Custom pressure can be set in 3 simple clicks.
- Pressure can be adjusted in increments of 0,1 bar.



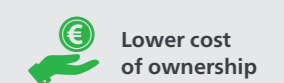
What PACE is:

- ✓ An electronic regulation system programmed via a digital controller.
- ✓ A system that offers the widest operating pressure range within a single compressor. Allowing multiple pressure and flow combinations.
- ✓ A simple to use system with guaranteed accuracy and ensuring safety. Guaranteeing the long-term performance of the compressor.
- ✓ A system that gives you the versatility of three machines in one package.

What PACE is NOT:

- ✗ A linear system where adjusting the pressure dictates the flow.
- ✗ A regulation valve where you use guess work to manually adjust the settings.

PACE technology gives you higher utilisation, more versatility, improved efficiency savings and a higher return on investment!



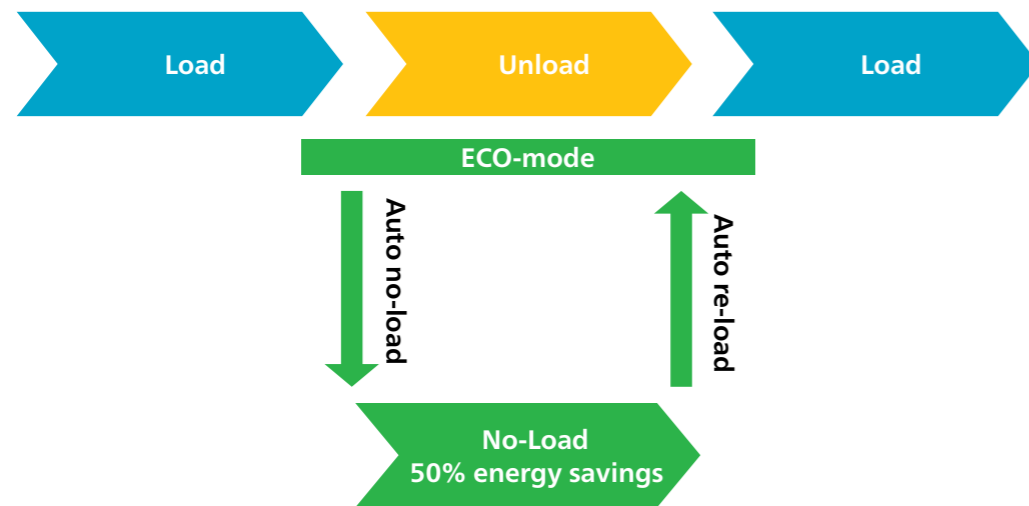
ECO-mode: smart electronics for fuel savings

Choose a compressor that only runs when you need air.

Our Xc2003 controllers are equipped with ECO-mode, a software setting that makes the compressor switch automatically from load to unload and no-load. For some applications, when **ECO-mode is active, the compressor saves up to 50% on energy**; compared to normal idle status.

How does it work?

If your application has long periods without air demand, for example during drill rod changes or tramming, your compressor goes into "unload mode". Thanks to the ECO-mode function, the compressor will automatically switch from unload to no-load (ECO-mode), resulting in fuel savings. As soon as the work is resumed, an air discharge pressure sensor detects the air demand of the application and the controller automatically triggers re-load of the compressor. This auto detection feature makes sure you are up and running again in a heartbeat.



Technical data

Performance		XAHS 408 ST II			XAVS 378 ST II		
Nominal effective working pressure	bar(g)	7-8.6	10.3	12	7-10.3	12	14
	psi(g)	100-125	150	175	100-150	175	200
Free air delivery	cfm	847	792	735	778	725	672
	m ³ /min	24	22.4	20.8	22	20.5	19
	l/sec	400	374	347	367	342	317
Max. Ambient temp. at sea level	°C	50			50		
Min. Starting temperature	°C	-10			-10		
Min. Starting temperature (Cold start option)	°C	-25			-25		
Engine							
Engine Brand							Cummins
Engine Model							B6.7 stage II
Number of cylinder							6
Engine power	kW	187			187		
Full load rpm							1750
Unload rpm							1100
Emission level							stage II
Capacity							
Engine oil	l	17					
Compressor oil	l	40					
Fuel tank	l	270					
Noise level							
Sound pressure level (LpA) at 7m	dB(A)	73					
Dimensions and weight : undercarriage							
LxWxH	mm	5650 x 1987 x 2058					
Weight (wet)	kg	3500					

Options

- Support mounted or skid
- Adjustable towbar
- Jockey wheel
- Towing eyes (DIN, ITA, NATO, BNA, ball coupling and loose ball coupling)
- Road light system
- Fleetlink
- Quality air equipment
 - Aftercooler
 - WSD
 - Bypass valve
 - PD filter
- Special application equipment
 - Inlet shut down valve
 - Spark arrester
- Cold start
- Metal filler neck



Power Technique Solutions Portfolio

Atlas Copco's Power Technique Business Area has a forward-thinking philosophy. For us, creating customer value is all about anticipating and exceeding your future needs – while never compromising our environmental principles. Looking ahead and staying ahead is the only way we can ensure we are your long term partner.

Air compressors

Ready to go



- 1-5 m³/min
- 7-12 bar

Versatility



- 5.5-22 m³/min
 - 7-20 bar
- *Diesel and electric options available

Productivity partner



- 19-116 m³/min
- 10-345 bar

Handheld tools

Pneumatic tools



- Breakers (2.5 – 40 kg)
- Rockdrills (5 – 25 kg)
- Underground Rockdrills
- Additional Air Tools

Hydraulic tools



- Breakers (11 – 40 kg)
- Additional Hydraulic Tools
- Powerpacks

Petrol engine driven tools



- Breakers & Tie Tampers (25 kg)
- Combi Drills (23 Kg)

Generators



- Portable
- Mobile
- Industrial

*Multiple configurations available to produce power for any size application

Light towers



- Diesel LED and MH
- Electric LED
- Battery LED

Dewatering pumps



- Submersible
- Surface
- Small portable

*Diesel and electric options available

Photos and illustrations contained herein might depict products with optional and/or extra components which are not included with the standard version of the product and, therefore, are not included in a purchase of such product unless the customer specifically purchases such optional/extra components. We reserve the right to change the specifications and design of products described in this literature without notice. Not all products are available in all markets.